

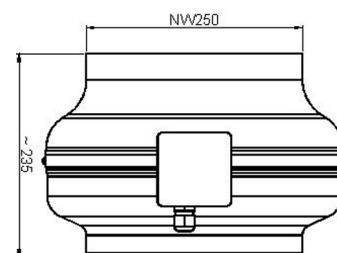
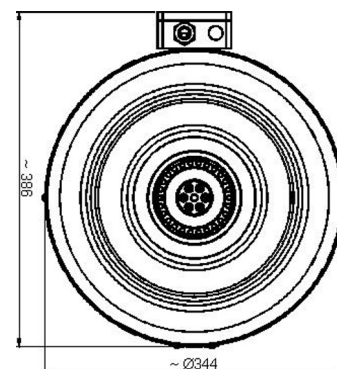
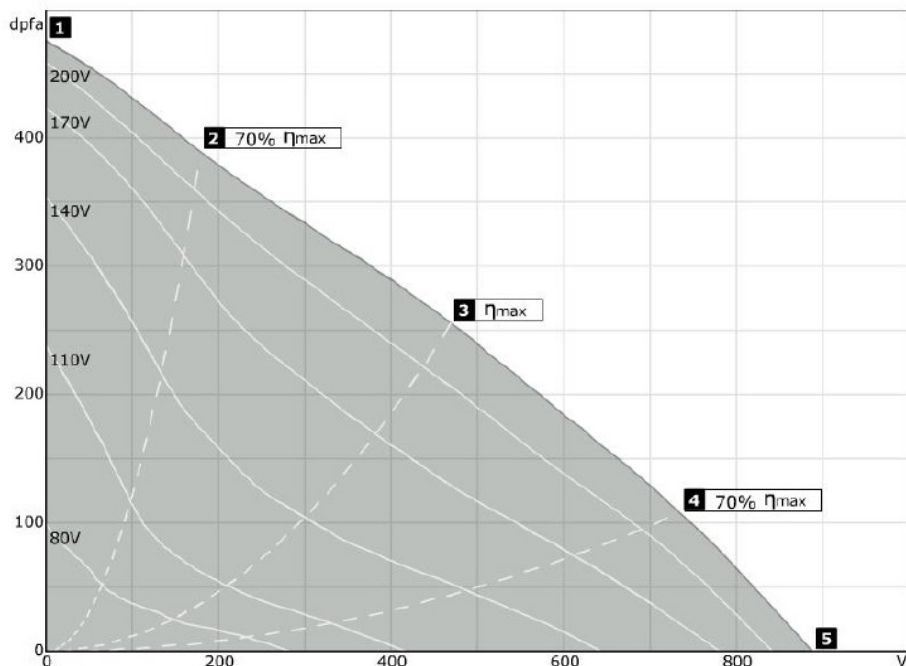
# Kanalvifte

# MR104213

# RS250



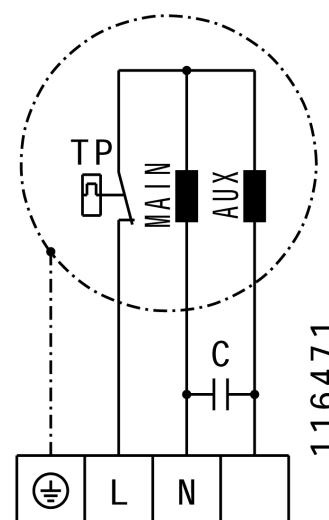
- Bakoverbøyde skovler
- Hus i lakkert stål, RAL 7035
- Trafo- eller elektronisk regulering
- Intrigert termokontakt



## 230V 50Hz

| Drifts punkt       |       | 1    | 2    | 3    | 4    | 5    |
|--------------------|-------|------|------|------|------|------|
| Strøm              | A     | 0,35 | 0,38 | 0,44 | 0,43 | 0,40 |
| Effekt             | W     | 75   | 85   | 100  | 95   | 90   |
| Turtall            | 1/min | 2720 | 2600 | 2430 | 2470 | 2560 |
| SPL innløp LWA5    | dB(A) | -    | 70   | 68   | 70   | 73   |
| SPL utløp LWA6     | dB(A) | -    | 70   | 68   | 72   | 74   |
| SPL omgivelse LWA2 | dB(A) | -    | 56   | 51   | 53   | 55   |

|                           |        |                    |            |
|---------------------------|--------|--------------------|------------|
| Spenning $U_n$            | 230V ~ | Turtallsregulering | V          |
| Effekt                    | 100 W  | Motorvern          | TAI        |
| Strøm $I_n$               | 0,4 A  | Capacitor          | 2,5µF/450V |
| Strøm $I_{max}$           | 0,5 A  | Beskyttelsesklasse | F          |
| Omgivelses temp $t_u$     | 60 °C  | Poler              | 2          |
| Maks. temp transport luft | 60 °C  | Vekt               | 4,32 kg    |



## Tilbehør til RS250

### MTY0

Trinnløs regulator



### TE 1,0

5-trinn trafo



### TEU 1,5

2x5-trinn trafo



### MRS 2

Montasje brakett

